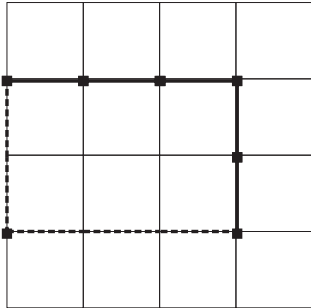
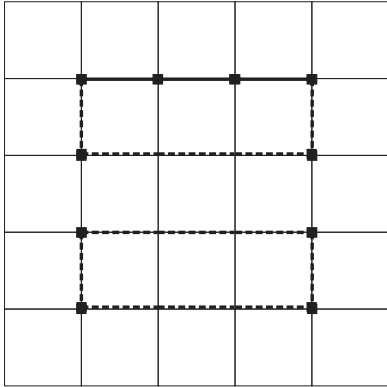


PRICE LIST for additional exhibition equipment



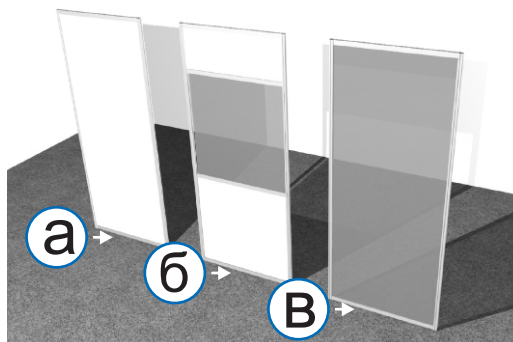
On the ordered exhibition area the Exhibitor is provided with SYMA typical constructions, carped cover, lamps [1 for 4 m²], trash basket and the frieze inscription of the firm's name. The rest equipment and execution are ordered additionally. The stand reconstruction or extra ordering of the additional exhibition equipment is to be carried out later as 10 days before the exhibition work starts. The work provided at the height of 2.5 m is possessed with coefficient of personal service 1.5.

Items	Legend	Price in EURO
1. Corner stand construction		10% of your stand area price
2. Construction of peninsula stand, island stand		15% of your stand area price
3. Opportunity to choose a particular place of your booth		10% of your stand area price

Items	Legend	Price in EURO
4.Decorating of stand construction with self-sticky pellicle “oracle”		7/m ²
5. Designing of individual booth project		50÷200
6. Building up a stand construction according to individual design		To discuss additionally

7. Wall structure elements 100*250cm:

- white
- with jalousie and glass
- transparent plastic



a)

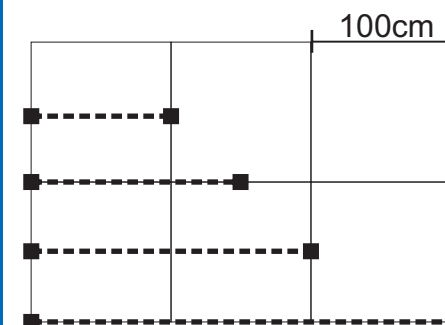
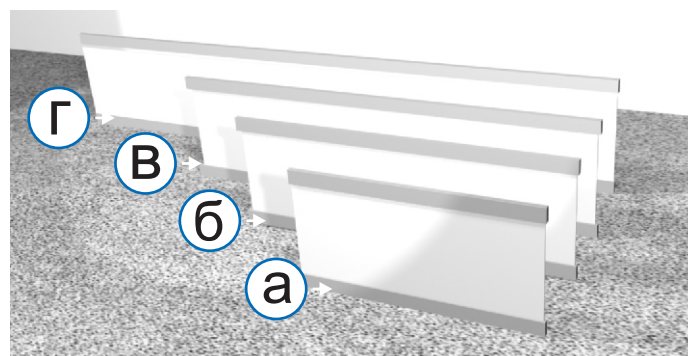
б)

B)

8
15
20


8. Frieze panel:

- direct of 0,5*0,8 height

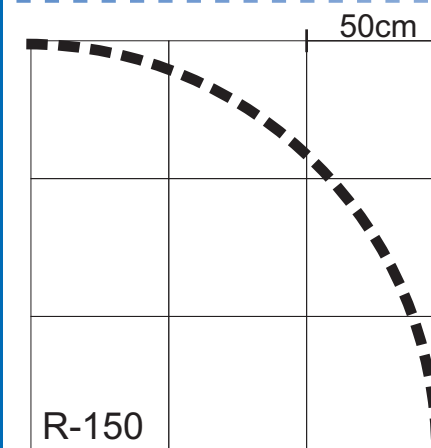


6

8a. Semicircular R-150cm:




	1	2	3	4
R	150	150	150	150
h	20	50	80	100

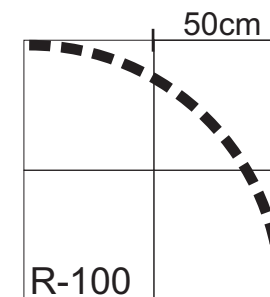


10

86. Semicircular R-100cm:




	1	2	3	4
R	100	100	100	100
h	20	50	80	100

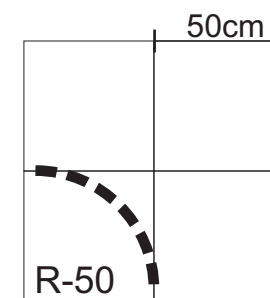


10

8B. Semicircular R-50cm:




	1	2	3	4
R	50	50	50	50
h	20	50	80	100

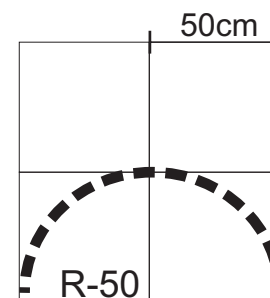


10

8r. Semicircular R-50cm:

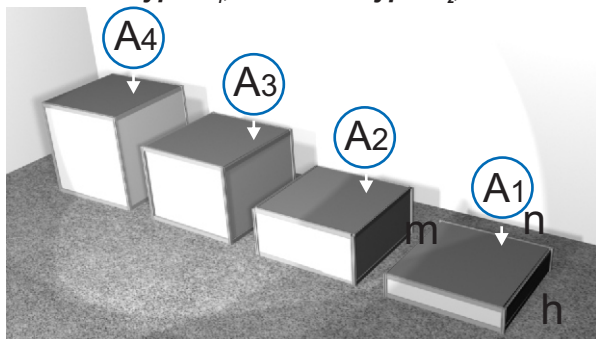


	1	2	3	4
R	50	50	50	50
h	20	50	80	100

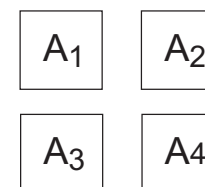


10

9. Rectangular bar for exhibits 100*100 cm, height:
h=20cm - **type A₁**; h=50cm - **type A₂**; h=80cm - **type A₃**

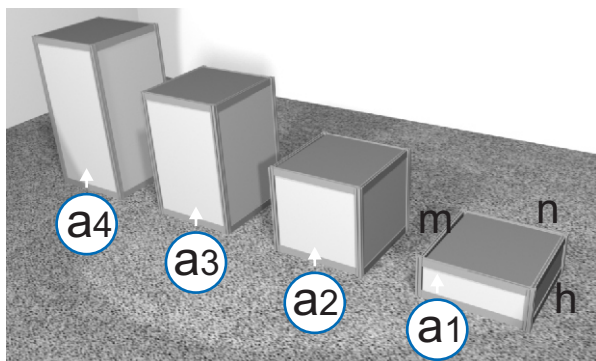


type	A1	A2	A3	A4
m	100	100	100	100
n	100	100	100	100
h	20	50	80	100

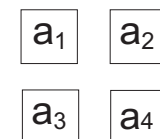


15

10. Rectangular bar for exhibits 50*50 cm, height:
h=20cm - **type a₁**; h=50cm - **type a₂**; h=80cm - **type a₃**

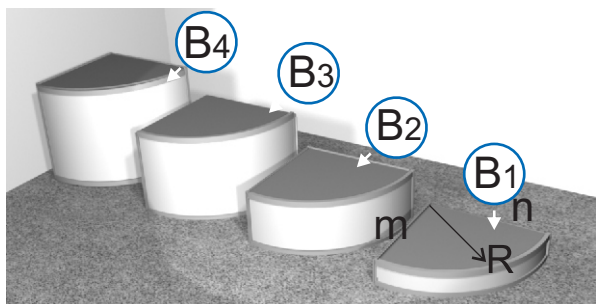


type	a1	a2	a3	a4
m	50	50	50	50
n	50	50	50	50
h	20	50	80	100

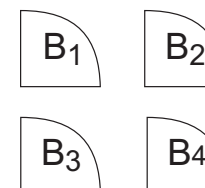


15

11. Corner bar for exhibits 100*100 cm, height:
h=20cm - **type B₁**; h=50cm - **type B₂**; h=80cm - **type B₃**

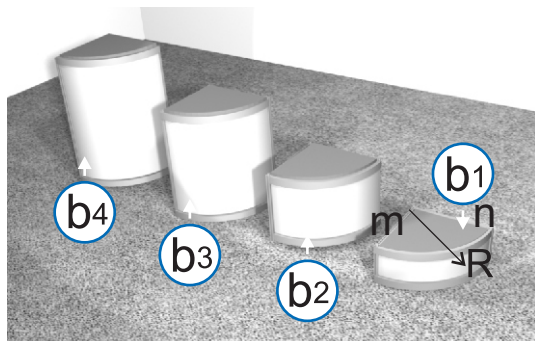


type	B1	B2	B3	B4
m	100	100	100	100
n	100	100	100	100
H	20	50	80	100
R	100	100	100	100

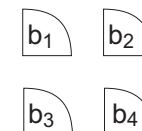


22

12. Corner bar for exhibits 100*100 cm, height:
 $h=20\text{cm}$ - **type b_1** ; $h=50\text{cm}$ - **type b_2** ; $h=80\text{cm}$ - **type b_3**

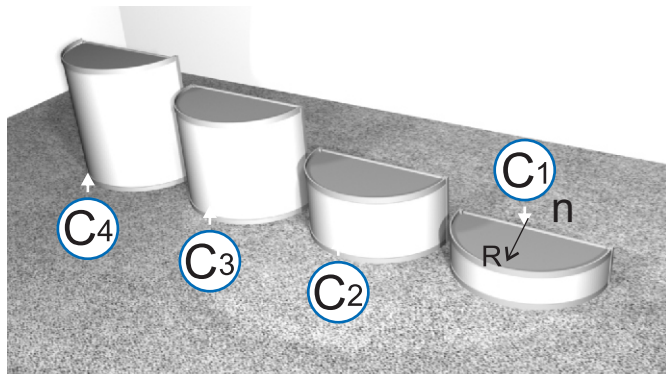


type	b1	b2	b3	b4
m	50	50	50	50
n	50	50	50	50
h	20	50	80	100
R	50	50	50	50

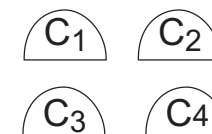


22

13. Semicircular bar for exhibits 100*50 cm, height:
 $h=20\text{cm}$ - **type C_1** ; $h=50\text{cm}$ - **type C_2** ; $h=80\text{cm}$ - **type C_3**

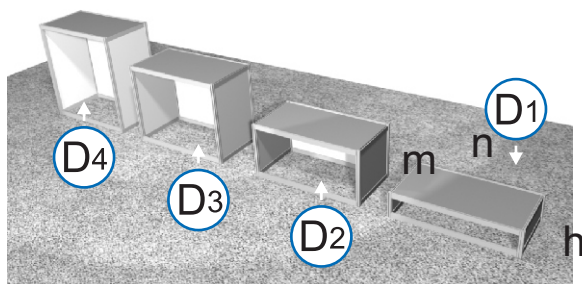


type	C1	C2	C3	C4
R	50	50	50	50
n	100	100	100	100
h	20	50	80	100

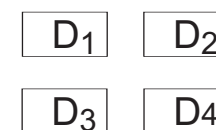


22

14. Information counter 100*50 cm, height:
 $h=20\text{cm}$ - **type D_1** ; $h=50\text{cm}$ - **type D_2** ; $h=80\text{cm}$ - **type D_3**

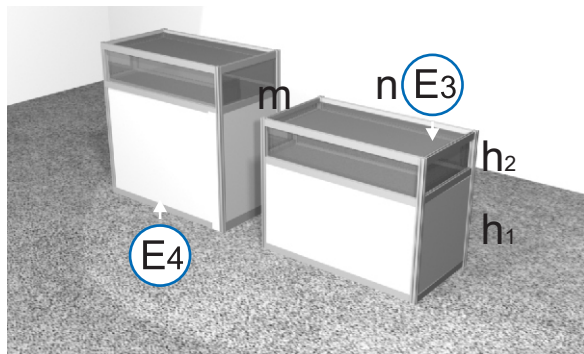


type	D1	D2	D3	D4
m	50	50	50	50
n	100	100	100	100
h	20	50	80	100



15

15. Information counter type D with built-in show-case,
height $h = 20\text{cm}$ **type E₃** (total height $h=80$), **type E₄** (total height $h=100\text{cm}$)



15a. ***Counter type E with two built-in spotlights -type E_s

15b. *** Counter type E with a built-in LED lamp -type E_{l1}

15c. ***Counter type E with a built-in LED lamp - type E_{l2}

type	E ₃	E ₄
n	100	100
m	50	50
h ₁	60	80
h ₂	20	20

E₃ E₄

25

E_s

30

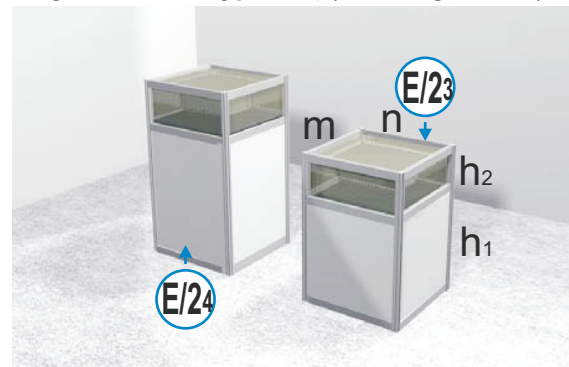
E_{l1}

45

E_{l2}

55

16. Information counter 50*50cm with built-in show-case,
height $h = 20\text{cm}$ **type E/2₃** (total height $h=80$), **type E/2₄** (total height $h=100\text{cm}$)



16a. ***Counter type E with two built-in spotlights -type E/2_s

16b. *** Counter type E with a built-in LED lamp -type E/2_{l1}

16c. ***Counter type E with a built-in LED lamp - type E/2_{l2}

type	E/2 ₃	E/2 ₄
n	100	100
m	50	50
h ₁	60	80
h ₂	20	20

E/2₃ E/2₄

25

E/2_s

30

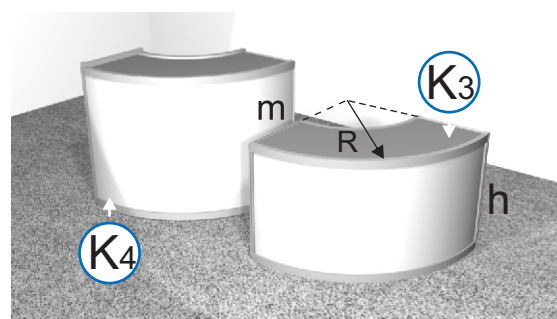
E/2_{l1}

45

E/2_{l2}

55

17. Corner information counter, height:
 $R=100\text{ cm}$ $h=20\text{cm}$ - **type K₁**; $h=50\text{cm}$ - **type K₂**; $h=80\text{cm}$ - **type K₃**; $h=100\text{cm}$ - **type K₄**

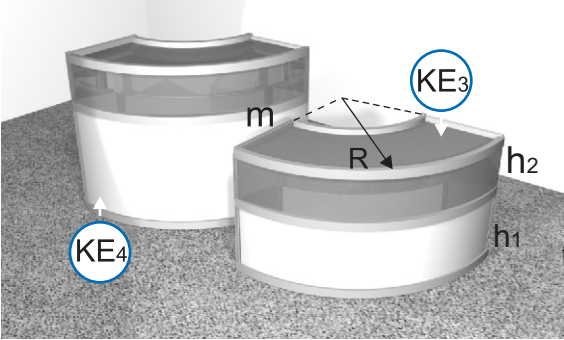


type	K ₃	K ₄
m	50	100
h	80	100
R	100	100

K₃ K₄

22

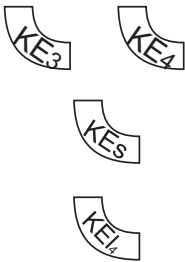
18. Corner counter type K with a built-in show-case height 20cm **type Ke₃** (total height h=80cm); **type Ke₄** (total height h=100cm)



18a. Counter type KE with two built-in spotlights- **type KEs**

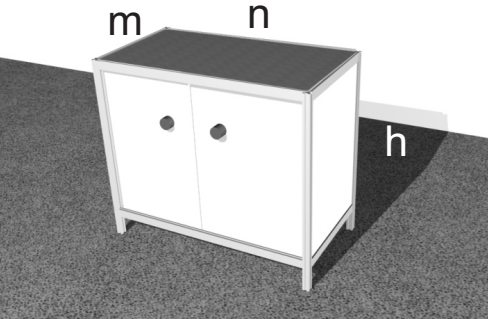
18b. ***Counter type KE with two built-in spotlights-LED lamps-**type KEI**

type	KE3	KE4
R	100	100
m	50	50
h ₁	60	80
h ₂	20	20



40
45
65

19. Pedestal 100*50*80cm with a shelf: **T** type




type	T
n	100
m	50
h	80



25

20. Rack with 3 shelves 100*50*250 – **S** type

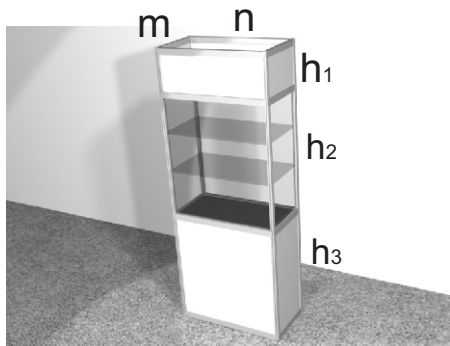


type	S
n	100
m	50
h ₃	94
h ₂	106
h ₁	50



30

21. Glass show-case 100*50*106 cm with 3 shelves (height 2,5 m)
with lighting and jalousie **W type**



21a. Glass show-case as W with
four built-in four spotlights - **type Ws**

21b. ***Glass show-case as W with
two built-in LED lamps-**type Wl₂**

21c. ***Glass show-case as W with
four built-in LED lamps - **type Wl₄**

type	W
n	100
m	50
h ₃	94
h ₂	106
h ₁	50



40



50




70



80

22. Glass show-case 50*50*106 cm with 3 shelves (height 2,5 m)
with lighting and jalousies **W/2 type**



22a. Glass show-case as W/2 with
four fixed spotlights **type W/2s**

22b. ***Glass show-case as W/2 with
two built-in LED lamps -**type W/2l₂**

22c. ***Glass show-case as W/2 with
four built-in LED lamps **type W/2l₄**

type	W/2
n	50
m	50
h ₁	50
h ₂	106
h ₃	94



40



50

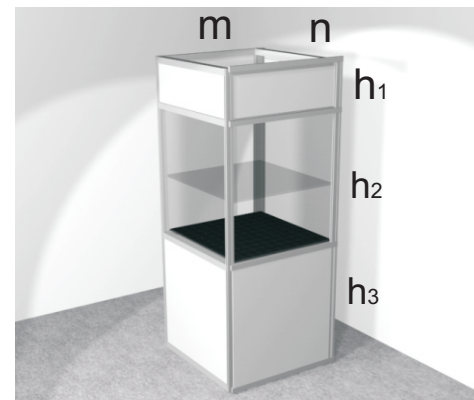


70



80

23. Glass show-case 100*100*250 cm with lighting and jalousies **2W type**




type	2W
m,n	100
h ₁	106
h ₂	106
h ₃	38



50

24. Corner show-case (plastic) 100*50*106 cm with 3 shelves (height 2,5 m) with lighting **WK type**



24a. Corner show-case (plastic) as **WK** with four built-in spotlights - **type WKS**

type	WK
R	100
n	50
h ₁	50
h ₂	106
h ₃	94




55



65

25. Corner show-case (plastic) 100*100*106 cm with 3 shelves (height 2,5 m) with lighting **WB type**



25a. Corner show-case (plastic) as **WB** with four built-in spotlights - **type WBs**

type	WB
R	100
n	100
h ₁	50
h ₂	106
h ₃	94

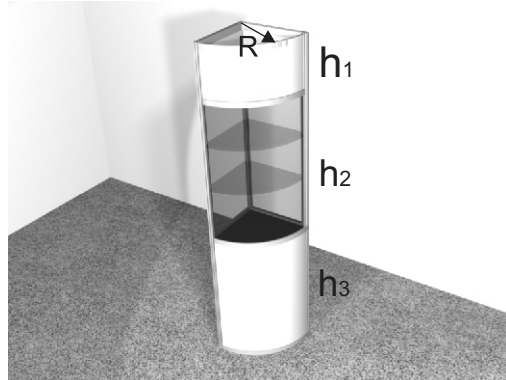


50



60

26. Corner show-case (plastic) 100*100*106 cm with 3 shelves (height 2,5 m) with lighting **Wb type**



26a. Corner show-case (plastic) as **Wb** with four built-in spotlights - **type Wbs**

type	Wb
R	50
h ₁	50
h ₂	106
h ₃	94



55




60

27. Show-case lock




8

28. Shelf 100*25cm



7

29. Slide doors



25

30. A table



7

31. A chair



4

32. A bar-chair



12

33. A Lamp



8

34. A Floodlight



12

35. A gas - discharge floodlight



30

36. A spotlight



6

37. *LED lamp - type L (length - 100cm)
type L/2 (length - 50cm)



20

38. Socket 220 V 50 Hz (up to 1 kW of load)



12

Items

Legend

Price in EURO

39. Socket 220 V 50 Hz (up to 1 kW of load, outdoor area)



25

40.Socket 220 V 50 Hz (up to 2.5 kW of load)



20

41.Socket 220 V 50 Hz (up to 2.5 kW of load, outdoor area)



35

42. Laying of electric power line 380 V up to
10 kW
15 kW



35



45

43. Laying of electric power line 380 V (outdoor area) up to
10 kW
15 kW



45



55

44.Switchboard penal *(individual for the booth) with three sockets (32A) up to 30 kW*



75

45.Switchboard penal *(individual for the booth) with three sockets (32A) up to 30 kW (outdoor area)*



85

46. LCD TV-set



To discuss
additionally

47. Rack for clothes demonstration



20


48. Advertising rack



CP

10

49. Wardrobe rack



4

50. Refrigerator



XO

50