

















































On the ordered exhibition area the Exhibitor is provided with SYMA typical constructions, carpeted cover, lamps [1 for 4 m²], trash basket and the frieze inscription of the firm's name. The rest equipment and execution are ordered additionally. The stand reconstruction or extra ordering of the additional exhibition equipment is to be carried out later as 10 days before the exhibition work starts. The work provided at the height of 2.5 m is possessed with coefficient of personal service 1.5.



PRICE LIST for additional exhibition equipment

	Items	Price in EURO	Legend
1	Corner stand construction	10% of your stand area price	
2	Construction of peninsula stand, island stand	15% of your stand area price	
3	Opportunity to choose a particular place of your booth	10% of your stand area price	
4	Decorating of stand construction with self-sticky pellicle "oracle"	7/m ²	
5	Designing of individual booth project	50÷200	
6	Building up a stand construction according to individual design	To discuss additionally	
7	** Wall structure elements 100*250cm: - white - with jalousies and glass - transparent plastic	8 15 20	
8	** Frieze panel: - direct of 0,5÷0,8 height - semicircular of 0,5÷0,8 height	6 10	
9	Rectangular bar for exhibits 100*100 cm, height: h=20cm - type A₁ ; h=50cm - type A₂ ; h=80cm - type A₃ ; h=100cm - type A₄	15	
10	Rectangular bar for exhibits 50*50 cm, height: h=20cm - type a₁ ; h=50cm - type a₂ ; h=80cm - type a₃ ; h=100cm - type a₄	15	
11	Corner bar for exhibits 100*100 cm, height: h=20cm - type B₁ ; h=50cm - type B₂ ; h=80cm - type B₃ ; h=80cm - type B₄	22	
12	Corner bar for exhibits 100*100 cm, height: h=20cm - type b₁ ; h=50cm - type b₂ ; h=80cm - type b₃ ; h=100cm - type b₄	22	
13	Semicircular bar for exhibits 100*50 cm, height: h=20cm - type C₁ ; h=50cm - type C₂ ; h=80cm - type C₃ ; h=100cm - type C₄	22	
14	Information counter 100*50 cm, height: h=20cm - type D₁ ; h=50cm - type D₂ ; h=80cm - type D₃ ; h=80cm - type D₄	15	
15	Information counter type D with built-in show-case, height h = 20cm - type E₃ (total height h = 80 cm), type E₄ (total height h = 100 cm)	25	
15a	Counter type E with two built-in spotlights - type E_{3s} h = 80cm, type E_{4s} h=100cm	30	
15b	*** Counter type E with a built-in LED lamp - type E_{3l1} h = 80 cm, type E_{4l1} h = 100cm	45	

15c	*** Counter type E with two built-in LED lamps - type E_{3l2} h = 80 cm, type E_{4l2} h = 100cm	55	
16	Information counter 50 * 50cm with a built-in show-case, height h = 20cm - type E/2₃ (total height h = 80 cm), type E/2₄ (total height h = 100 cm)	25	
16a	Counter type E/2 with two built-in spotlights - type E/2_{3s} h = 80cm, type E/2_{4s} h=100cm	30	
16b	*** Counter type E/2 with a built-in LED lamp - type E/2_{3l1} h = 80 cm, type E/2_{4l1} h = 100cm	45	
16c	*** Counter type E/2 with two built-in LED lamps - type E/2_{3l2} h = 80 cm, type E/2_{4l2} h = 100cm	55	
17	Corner information counter, height: R=100 cm h=80cm - type K₃ ; h=100cm - type K₄	22	
18	Corner counter type K with a built-in show-case, height 20cm - type KE₃ (total height h = 80 cm); type KE₄ (total height h = 100 cm)	40	
18a	Counter type KE with two built-in spotlights - type KE_{3s} h = 80cm, type KE_{4s} h=100cm	45	
18b	***Counter type KE with four built-in LED lamps - type KE_{3l4} h = 80cm, type KE_{4l4} h=100cm	65	
19	Pedestal 100*50*80cm with a shelf: T type	25	
20	Rack with 3 shelves 100*50*250 – S type	30	
21	Glass show-case 100*50*106 cm with 3 shelves (height 2,5 m) with lighting and jalousies W type	40	
21a	Glass show-case as W with four built-in spotlights - type Ws	50	
21b	***Glass show-case as W with two built-in LED lamps - type Wl₂	70	
21c	***Glass show-case as W with four built-in LED lamps - type Wl₄	80	
22	Glass show-case 50*50*106 cm with 3 shelves (height 2,5 m) with lighting and jalousies W/2 type	50	
22a	Glass show-case as W/2 with four fixed spotlights - type W/2s	55	
22b	***Glass show-case as W/2 with two built-in LED lamps - type W/2l₂	70	
22c	***Glass show-case as W/2 with four built-in LED lamps - type W/2l₄	80	
23	Glass show-case 100*100*250 cm with lighting and jalousies 2W type	50	
24	Corner show-case (plastic) 100*50*106 cm with 3 shelves (height 2,5 m) with lighting WK type	55	
24a	Corner show-case (plastic) as WK with four built-in spotlights - type WKs	65	
25	Corner show-case (plastic) 100*100*106 cm with 3 shelves (height 2,5 m) with lighting WB type	50	
25a	Corner show-case (plastic) as WB with four built-in spotlights - type WBs	60	
26	Corner show-case (plastic) 100*100*106 cm with 3 shelves (height 2,5 m) and lighting Wb type	55	

26a	Corner show-case (plastic) as Wb with four built-in spotlights - type Wbs	60	
27	Show-case lock	8	
28	Shelf 100*25cm	6	
29	Slide doors	25	
30	A table	7	
31	A chair	4	
32	A bar-chair	12	
33	A lamp	8	
34	A floodlight	12	
35	A gas-discharge floodlight	30	
36	A spotlight	6	
37	***LED lamp – type L (length - 100 cm) type L/2 (length - 50 cm)	20	
38	Socket 220 V 50 Hz (up to 1 kW of load)	12	
39	Socket 220 V 50 Hz (up to 1 kW of load, outdoor area)	25	
40	Socket 220 V 50 Hz (up to 2.5 kW of load)	20	2,5kBT 
41	Socket 220 V 50 Hz (up to 2.5 kW of load, outdoor area)	35	2,5kBT 
42	Laying of electric power line 380 V up to 10 kW 15 kW	35 45	##10## ##15##
43	Laying of electric power line 380 V (outdoor area) up to 10 kW 15 kW	45 55	##10## ##15##
44	Switchboard penal (individual for the booth) with three sockets (32A) up to 30 kW	75	
45	Switchboard penal (individual for the booth) with three sockets (32A) up to 30 kW (outdoor area)	85	
46	LCD TV-set	To discuss additionally	
47	Rack for the clothes demonstration	20	
48	Advertising rack	10	
49	Wardrobe rack	4	
50	Refrigerator	50	

* The prices may be changed

** Wall structure elements and frieze panels are designed for constructing of additional partitions and offices on the ordered exhibition area

***An amount of equipment is limited